


Vauxhall Astra GTC Induction Kit Fitting Instructions

Tools Required:

- Jubilee Flexi-Driver
- Phillips Head Screwdriver

Kit Contents:

- 1x Induction Shield – Part 1
- 1x Induction Shield – Part 2
- 1x AIRTEC Motorsport Air Filter (large)
- 1x 80mm Filter Insert
- 1x Small Rubber Trim (325mm)
- 1x Large Rubber Trim (965mm)
- 3x Push Fittings
- 6x Small Screws
- 6x Small Washers




PLEASE THOROUGHLY READ THESE INSTRUCTIONS AND MAKE SURE YOU ARE FAMILIAR WITH THE STEPS BEFORE CARRYING THEM OUT

Instructions:

1. First, unplug the MAF sensor (blue arrow) and unclip the wiring cable on the side of the air box (orange arrow). Then loosen both jubilee clips (green arrows) on either side of the MAF sensor pipe and remove it.



2. Now remove the air box from the car. It is held in with rubber push fittings at the front and back, which will release with a small amount of force.




3. Separate the air box by undoing the six screws and remove the lid as well as the panel filter inside. The base alone is retained for the next steps.



4. Place the main part of the induction shield onto the air box base, as shown. Use four of the supplied screws with washers to secure it in place.



5. Fit the second part of the induction shield in place and secure it with the two remaining screws with washers (blue arrows). Use the three supplied push fittings (orange arrows) to connect the two parts, as shown.



6. Attach the small rubber trim provided around the hole in the induction shield (blue arrow). Place the larger rubber trim and place it around the induction shield top (orange arrow).



7. Place the modified air box back into the car and secure using the original push fittings. Place the MAF cable connector through the gap provided, as shown.



8. Push the original induction pipe into the air box and refit the MAF sensor pipe using one of the original jubilee clips. You can then reconnect the MAF sensor plug.



9. Finally, fit the supplied air filter with the 80mm insert provided and tighten jubilees.



AIRTEC 
M O T O R S P O R T

AIRTEC 
M O T O R S P O R T